

(1) Specifications for installation at the centerline

No-passing double-yellow centerline section

When rumble strips are to be installed at a no-passing double-yellow centerline, the following dimensions shall be the standard.

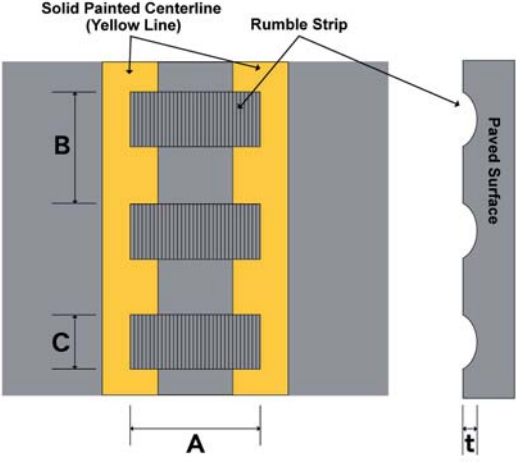


Figure 2-1: Rumble strip at a no-passing double-yellow centerline (specifications)

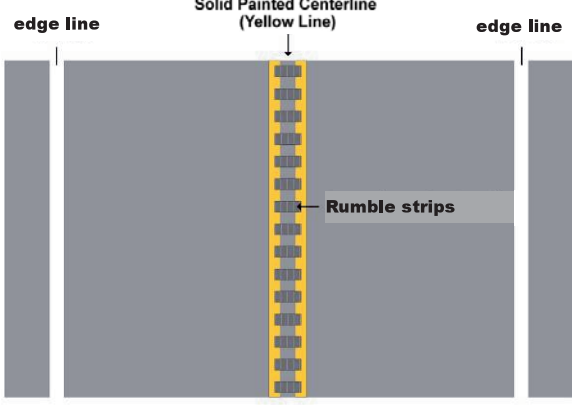


Figure 2-2: Rumble strip at a no-passing double-yellow centerline (installation location)

Table 2-1: Rumble Strip Dimensions

Parameter		Specification (mm)
Transverse width	A	350
Milling pitch	B	300
Longitudinal width	C	150
Depth		12



Photo 2-5: Rumble strip at a no-passing double-yellow centerline section




Photo 2-6: Rumble strip at a no-passing double-yellow centerline section (close-up)